Saskmilk

November 2026



In this Issue:

Rayner Dairy Report

DFC Policy Conference

2025-2026 Annual Report

proAction Update

Quota Exchange Results

Survey Opportunities



INDUSTRY UPDATES

FOR	CONTACT	AT
Legislation Orders Policies Program Development Projections for production	Ashley Egyedy	(306) 535-1930
Sponsorship Requests Donation Requests Dairyanna's Costume and Events School Milk Program Nutrition Resource Ordering Social media enquiries (Twitter, Instagram, Facebook) Promotional Items	Breann Eberle	(306) 535-8890
Website enquiries Newsletter advertising Dairy Conference Quota Exchange and Private Quota Transfers Leases Transfer Credits Security Applications Projections for production Designation of Signing Authority Monthly production numbers for producers	Cailyn Jones	(306) 540-3639
On Farm- licensing, facilities, equipment, driveways, yards, animal care Milk pickups, communication of milk pickup delays or issues Milk Transportation Milk Graders- licensing, complaints/issues Bulk tank calibrations Environment and Regulatory	Chris Pinno	(306) 537-2459
Producer statements Banking info for direct deposit of milk pay Milk pick-up issues –variances in volumes, planning to quit shipping, etc. SaskMilk Portal Assistance Dairy Conference	Jenn Buehler	(306) 721-9492
Website inquiries Media or news stories or if you have been contacted by any media agency or reporter	Julie Ell	(306) 519-3136
General Inquiries Portal Support Information on registrations/details on SaskMilk producer events.	Michelle Belanger	(306) 721-9490
On Farm- licensing, facilities, equipment, driveways, yards, animal care Lab testing results Pro Action- Food Safety (CQM), Animal Care, Traceability, Biosecurity, Environment Extension services Research enquires	Tina Leverton	(306) 570-4747

2026 Saskatchewan Dairy Conference

The Saskatchewan Dairy Conference was held on November 9-10 at the Saskatoon-Inn. As always, the event provided an excellent opportunity for producers,service providers, and industry experts to connect. Details will be featured in the SaskMilk December Newsletter!

Save the Date!

The 2027 SaskMilk Dairy Info Day will be held at the Brian King Centre in Warman on Feb 23, 2027. Presentations will cover reproductive health, weaning strategies for calves, growth performance for beef × dairy calves, novel feed ingredients for lactating cows, economics of dairy production, and more!

SASKATCHEWAN MILK POOL RESULTS NOVEMBER 2026	
Revenue	$26,440,624.72
WMP Revenue (expense)	$(333,546.11)
Total Pool	$26,107,078.60

WEIGHTED AVERAGE COMPONENT TESTS & PRICES NOVEMBER 2026		
COMPONENTS	AVERAGE TEST	PRICE PER KILOGRAM CLASS 1 TO 5
Butterfat	4.5606	$16.130216
Protein	3.4846	$7.539652
Other Solids	5.9090	$0.889259

The average butterfat price received per kilogram was $23.04

UNIVERSITY OF SASKATCHEWAN
RAYNER DAIRY REPORT



Producing milk that processors want: Part 1 - Understanding how days in milk and parity influence milk component yields and income over feed cost

By Greg Penner

The message presented at numerous dairy industry meetings over the past few years is clear: processors want more protein and they want it without increasing the supply of lactose. The milk pricing changes that have been implemented and those that may be coming are designed to incentivize producers to alter milk composition towards that needed to fill marketing trends. One question keeps arising: how do we feed cows to stimulate milk protein yield, and can we increase protein without stimulating more fat and lactose?

Cow biology drives milk composition

Milk composition and component yields change tremendously during lactation. Generally, milk fat and protein are high in early lactation (Figure 1) but decrease and then increase as lactation progresses. Not surprisingly, lactose concentration is relatively constant. While arguments can be made over the productivity of cows used in the example, trends over the course of lactation are reasonable. While monitoring concentrations can be useful, evaluating yields provides more insight as it impacts payment and quota obligations.

When factoring yield responses (Figure 2), milk fat yield and milk protein yield follow a similar pattern increasing in early lactation and decreasing gradually following a typical milk yield curve. The high yields of fat and protein are initially promoted from body reserves as cows mobilize both fat and protein (negative energy and protein balance) to support lactation at times when nutrient intake lags behind requirements. The changes in component yields have a strong influence on income over feed costs (IOFC; Figure 3). It is important to note that these values are not corrected for a fixed quantity of quota as cows from all stages of lactation to ensure stable farm-level production. That said, from these figures it is clear that the average days in milk for a given herd will have a strong influence on milk value and IOFC. Importantly, nutritional strategies to alter milk composition also differ in effectiveness among stage of lactation with early lactation and peak lactation cows being more likely to respond to increased amino acid supply.

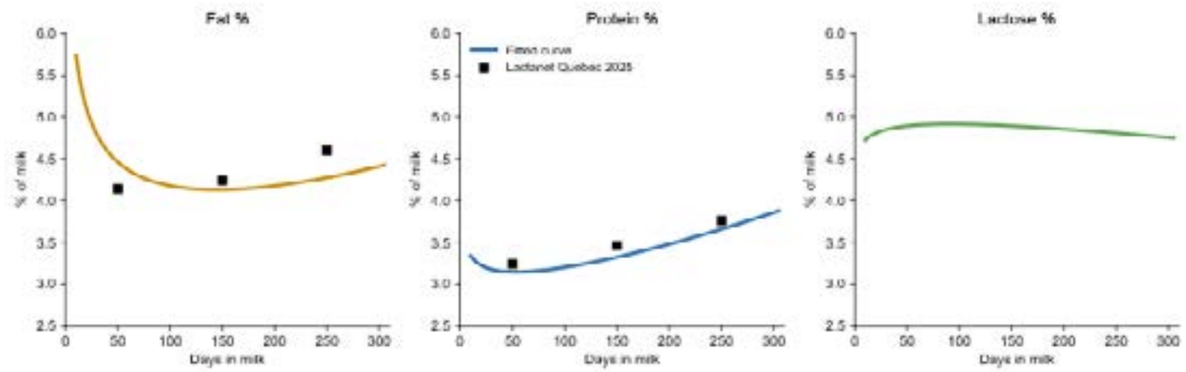

Figure 1. Predicted changes in milk composition (fat, protein, lactose). Squares represent data from Lactanet Quebec 2025 benchmarks for Holstein herds milked 2× while lines indicate that predicted based on Gołębiewski et al. (2011).

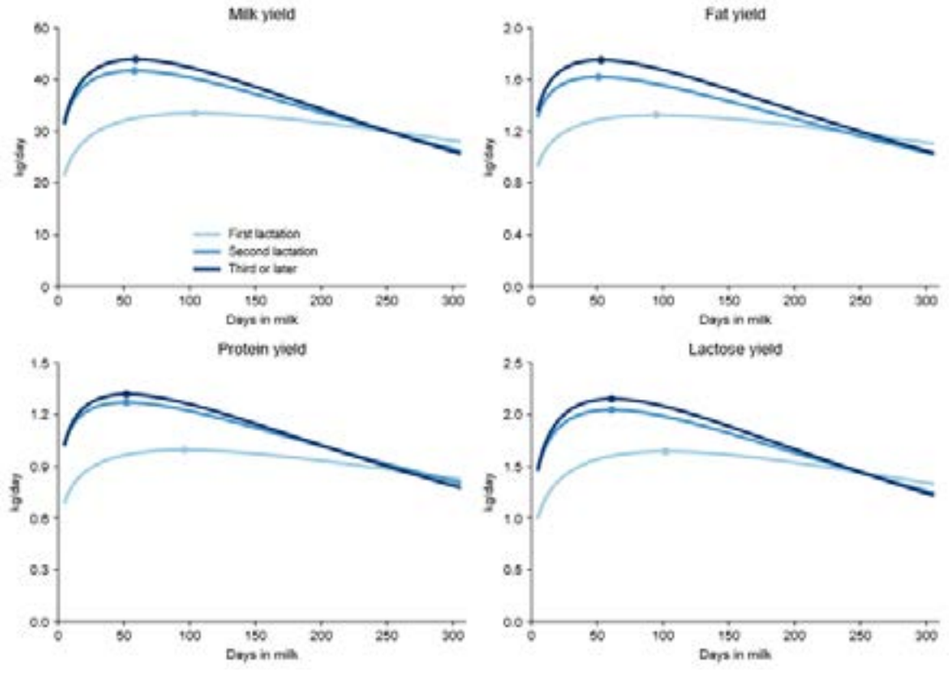

Figure 2. Changes in milk yield and component yields with advancing days in milk for primiparous, 2nd lactation, and 3rd and greater lactation cows. Data obtained from Dematawewa et al., (2007) and Gołębiewski et al. (2011).

Along a similar line, parity influences IOFC (Table 1) largely because multiparous cows produce more fat and protein than primiparous cows despite having greater DMI than primiparous cows. These data highlights that culling rate (whether voluntary or not) has an impact on the baseline milk value that cows are likely to produce before implementing nutritional strategies.

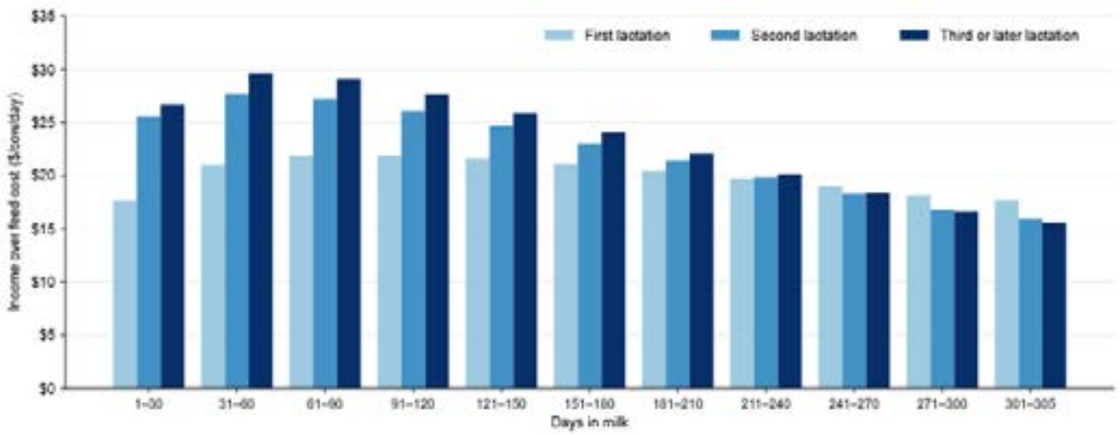

Figure 3. Income over feed cost as affected by days in milk. Dry matter intake and the resulting dietary cost was estimated based on NASEM (2021) using a fixed dietary cost ($280/t DM) and milk value was based on predicted component yields and Saskatchewan milk pricing (including deductions) for September.

Table 1. Milk value, deductions, diet cost and income over feed cost per cow over a 305-day lactation, by parity. Yields are predicted from Dematawewa et al. (2007) Dry matter intake and the resulting dietary cost was estimated based on NASEM (2021) using a fixed dietary cost ($280/t DM) and milk value was based on predicted component yields and Saskatchewan milk pricing (including deductions) for September

Item (per cow, 305 days)	First lactation	Second lactation	Third or later
Milk shipped (L)	9,196	10,503	10,811
Butterfat (kg)	376	420	444
Protein (kg)	282	330	334
Gross milk value	$8,683	$9,823	$10,266
Deductions	$746	$847	$878
Net milk value	**$7,937**	**$8,976**	**$9,388**
Net milk value per hL	$86.31	$85.46	$86.84
Dry matter intake (kg/day)	20.9	23.2	24.7
Diet cost	$1,783	$1,981	$2,108
Income over feed cost	**$6,154**	**$6,996**	**$7,280**
Income over feed cost per day	$20.18	$22.94	$23.87

How do you apply this information?

Milk composition and component yields change during lactation thereby affecting milk value and IOFC. These data highlight that core dairy management decisions (culling rate, voluntary waiting period, reproductive success) drive IOFC beyond dietary strategies. While not explicitly highlighted, the ability to alter milk composition differs by stage of lactation. This biological reality may stimulate producers consider potential opportunity and challenges of incorporating grouping strategies and strategic diets based on the group of cattle fed.

While model-derived data were used for this article, producers are encouraged to work with their business advisors (nutritionists, accountants, veterinarians, etc.) to help understand farm-level dynamics.



To view the Dairy Policy Confeence Program, click HERE

To register for the Dairy Policy Confeence Program, click HERE



The SaskMilk 2025-2026 Annual Report is now available!

Click HERE to view!





A Message from Field Services

proAction Program Update - April 2027

New Reference Manual

We are pleased to share the new proAction Reference Manual and Workbook (click HERE to view) along with the Notice of Change outlining upcoming changes to the proAction program for producers (click HERE to view).

These updates will come into effect on April 1, 2027.

These materials are intended to help you become familiar with the requirements and prepare for their implementation. Hard copies of the Reference Manual and Workbook will be shared directly to each farm.

We are also finalizing preparations for upcoming proAction training workshops. Workshop dates and details will be released as soon as they are confirmed.

If you have any questions or concerns, please contact Tina Leverton, Field Services Manager at 306-570-4747 or tina.leverton@saskmilk.ca

NOVEMBER 2026
QUOTA EXCHANGE

NOVEMBER 2026 QUOTA EXCHANGE RESULTS

Market Clearing Price per kilogram of butterfat	No Clearing Price
Daily Kilograms offered to Purchase	40.00
Kilograms offered to Sell	23.36
Kilograms sold	0.00
Number of Producers	
- offered to purchase	4
- purchased quota	0
- offered to sell	2
- sold quota	0

The was no clearing price established for the November 2026 Quota Exchange

QUOTA EXCHANGE CLEARING PRICE RESULTS

Price ($/daily kg b.f.)	No. of Sellers	Cumulative sellers	Daily Kgs b.f. offered for sale	Cumulative sales	Cumulative Sales less Cumulative purchases	Cumulative purchases	Daily Kgs b.f. offered to purchase	Cumulative bidders	No. of buyers
$42,000.00	0	0	0.00	0.00	-40.00	40.00	10.00	4	1
$43,000.00	0	0	0.00	0.00	-30.00	30.00	10.00	3	1
$44,000.00	0	0	0.00	0.00	-20.00	20.00	20.00	2	2
$45,000.00	2	2	23.36	23.36	-23.36	0.00	0.00	0	0

Please contact Cailyn Jones at 306-949-6999 for inquiries dealing with quota management sheets, the Quota Exchange, for transfer credits, or with any other quota transactions.

DAIRY PRODUCTION GROWTH DASHBOARD
PRODUCER INPUT NEEDED

The University of Saskatchewan is building an economic dashboard to help dairy producers explore options to increase milk production. They are looking for producer input on **heifer rearing and milking related costs** to ensure their economic assumptions align with industry realities

What does the survey ask?

The survey will ask about your costs to raise or purchase a replacement heifer, robot capacity, and estimated costs per milking allocated to a specific category (i.e. % of costs for labour).

Take this 5 min survey to help build an accurate, producer-focused economic tool

Click Here to Take the Survey

or contact Rebecca Zanello at rebecca.zanello@usask.ca



BC DAIRY · milk · Saskmilk · DAIRY FARMERS OF MANITOBA

WESTERN DAIRY RESEARCH PRIORITIES
HAVE YOUR SAY

The Western Dairy Research Collaboration reviews its research priorities annually to identify key industry challenges and knowledge gaps. This ensures that producers see the greatest return on their research investment.

We invite dairy producers, service providers and other stakeholders to take our short survey

Click Here to Take the Survey

or contact Kira Hames at khames@albertamilk.com



BC DAIRY · milk · Saskmilk · DAIRY FARMERS OF MANITOBA

LOST OPPORTUNITY REPORT		
MONTH	# OF PRODUCERS	LOST OPPORTUNITY (KGS OF BUTTERFAT)
October 2025	12	488
November 2025	2	217
December 2025	2	404
January 2026	3	614
February 2026	2	142
March 2026	1	161
April 2026	1	21
May 2026	1	5
June 2026	0	0
July 2026	0	0
August 2026	0	0
September 2026	1	6.57
October 2026	0	0

TRANSFER CREDIT SUMMARY REPORT			
MONTH	# OF PRODUCERS TRANSFER IN	# OF PRODUCERS TRANSFER OUT	TOTAL KGS OF BUTTERFAT
October 2025	33	33	36,484.00
November 2025	30	31	31,435.00
December 2025	14	14	8,421.00
January 2026	21	21	18,275.00
February 2026	18	18	17,301.00
March 2026	17	17	13,091.00
April 2026	8	8	7,430.00
April 2026	8	8	7,430.00
June 2026	11	11	7,093.00
July 2026	11	11	13,645.00
August 2026	14	14	14,965.00
September	21	21	18,908.00
October	16	16	15,410.00

PRIVATE TRANSFERS PROCESSED	
MONTH	DAILY KILOGRAMS
October 2025	0.00
November 2025	0.00
December 2025	0.00
January 2026	0.00
February 2026	0.00
March 2026	0.00
April 2026	0.00
May 2026	240.00
June 2026	0.00
July 2026	0.00
August 2026	0.00
September 2026	151.54
October 2026	51.16

OVER QUOTA (OVER 5 DAYS) REPORT BY MONTH		
MONTH	# OF PRODUCERS	KGS BUTTERFAT
October 2025	3	102
November 2025	8	1,103
December 2025	4	1,700
January 2026	8	884
February 2026	10	1,166
March 2026	10	758
April 2026	11	575
May 2026	6	443
June 2026	9	421
July 2026	5	147
August 2026	4	189
September 2026	6	808
October 2026	7	547

OCTOBER SUMMARY REPORT OF CREDITS - 137 PRODUCERS		
DAYS	# OF PRODUCERS	POSITIVE CREDITS ACCUMULATED (KGS OF BUTTERFAT)
+ 5	8	4,930.62
0 to + 5	44	32,450.72
TOTAL	52	37,381.34
DAYS	# OF PRODUCERS	NEGATIVE CREDITS ACCUMULATED (KGS OF BUTTERFAT)
0 to -5	42	-21,447.47
-5 to -10	27	-54,009.22
-10 to -15	16	-66,372.29
-15	0	0.00
TOTAL	85	-141,828.98

Test stations are located at the following locations:			
Location	Address	Hours	Contact
Saputo	122 Wakooma Street, Saskatoon, SK	Monday to Friday 8:00 am - 4:00 pm	N/A
Warman Veterinary Services	86 Great Plains Rd, 100A Crystal Springs Dr, Warman SK	After Hours	306-347-9995
Star City Colony		After Hours	Ruben Tschetter 306-921-9381
Osler Dairy		After Hours	Tim Enns 306 281-7547

SK Production Update

	(1) Monthly Total Production Kgs of bf	(2) Total Monthly CDC Quota Allocation Kgs bf	(3) Monthly Over or (Under) Production Kgs bf col. 1 – 2 = 3	(4) Lower Flexibility Limit -2.00% Kgs bf col. 8 * -2.0%	(5) Upper Flexibility Limit 1.25% Kgs bf col. 8 *1.25%	(6) Cumulative Over or (Under) Production with limits Kgs bf	(7) Cumulative Over or (Under) Production with limits (%) col. 6 / 8	(8) Rolling 12 Month Total Quota Kgs bf
Aug-25	1,165,184	1,154,985	10,199	-266,231	166,394	1,220,969	9.17%	13,311,549
Sep-25	1,136,548	1,194,114	(57,566)	-267,713	167,321	1,163,403	8.69%	13,385,673
Oct-25	1,185,500	1,205,883	(20,383)	-267,293	167,058	1,143,020	8.55%	13,364,644
Nov-25	1,145,433	1,199,932	(54,499)	-269,200	168,250	1,088,521	8.09%	13,460,010
Dec-25	1,171,770	1,143,106	28,664	-269,771	168,607	1,117,185	8.28%	13,488,525
Jan-26	1,164,659	1,019,560	145,099	-269,120	168,200	1,262,284	9.38%	13,455,981
Feb-26	1,045,416	1,044,562	854	-271,245	169,528	1,263,138	9.31%	13,562,234
Mar-26	1,139,140	1,254,862	(115,722)	-273,670	171,044	1,147,416	8.39%	13,683,512
Apr-26	1,091,083	1,059,188	31,895	-272,937	170,585	1,179,311	8.64%	13,646,829
May-26	1,115,459	1,112,363	3,096	-271,234	169,521	1,182,407	8.72%	13,561,695
Jun-26	1,073,085	1,099,391	-26,306	-272,980	170,613	1,156,101	8.47%	13,649,005
Jul-26	1,085,440	1,180,498	-95,059	-273,369	170,856	1,061,043	7.76%	13,668,444
Aug-26	**1,102,156**	**1,179,026**	**-76,870**	**-273,850**	**171,156**	**984,173**	**7.19%**	**13,692,485**

In August, Saskatchewan had a monthly CDC allocation of **1,179,026** kilograms of butterfat. Saskatchewan production was 76,870 kgs of butterfat under and cumulatively over by 984,173 kgs of butterfat. On a percentage basis, Saskatchewan is 7.19% above our CDC allocation flexibility limits based on the Continuous Quota model. The -2.00% lower flexibility limit is in effect.

(1) Monthly Production in Saskatchewan
(2) Total Monthly Quota = Class 1 sales + Monthly MSQ + Carry Forward
(3) Difference between the monthly production (1) and the total monthly quota (2)
(4) The Lower Flexibility Limit is -2.00% of Rolling 12 Month Total Quota (9)
(5) The Upper Flexibility Limit is 1.25% of Rolling 12 Month Total Quota (9)
(6) Previous Month Cumulative Over or (Under) Production + Current Monthly Over or (Under) Production (capped at lower or upper limit if applicable)
(7) Equal to Column (6) expressed as a percentage basis within the flexibility limits
(8) Total Monthly CDC Quota Allocation for the previous 12 months

SK Quality Milk

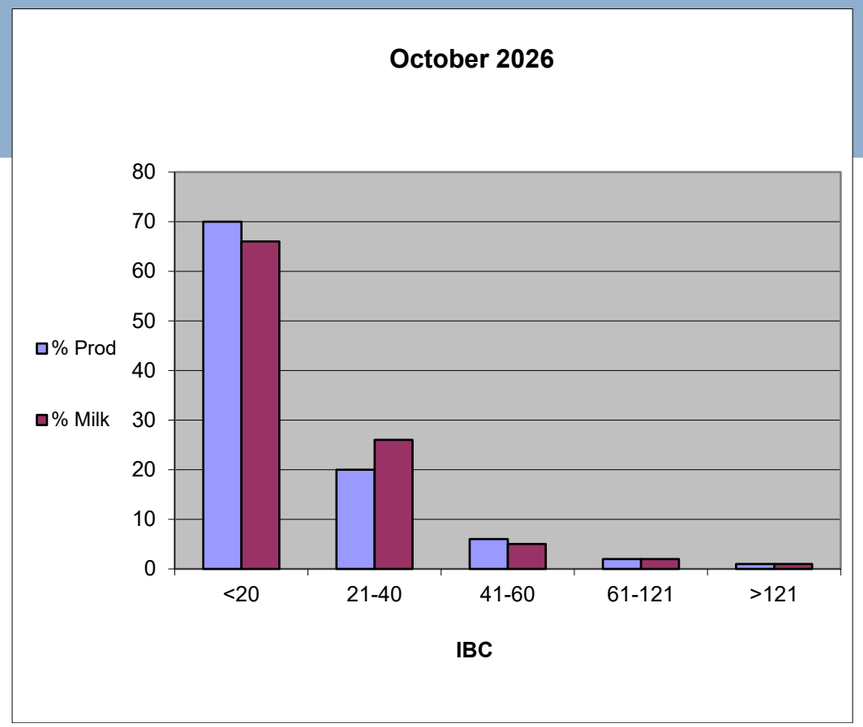

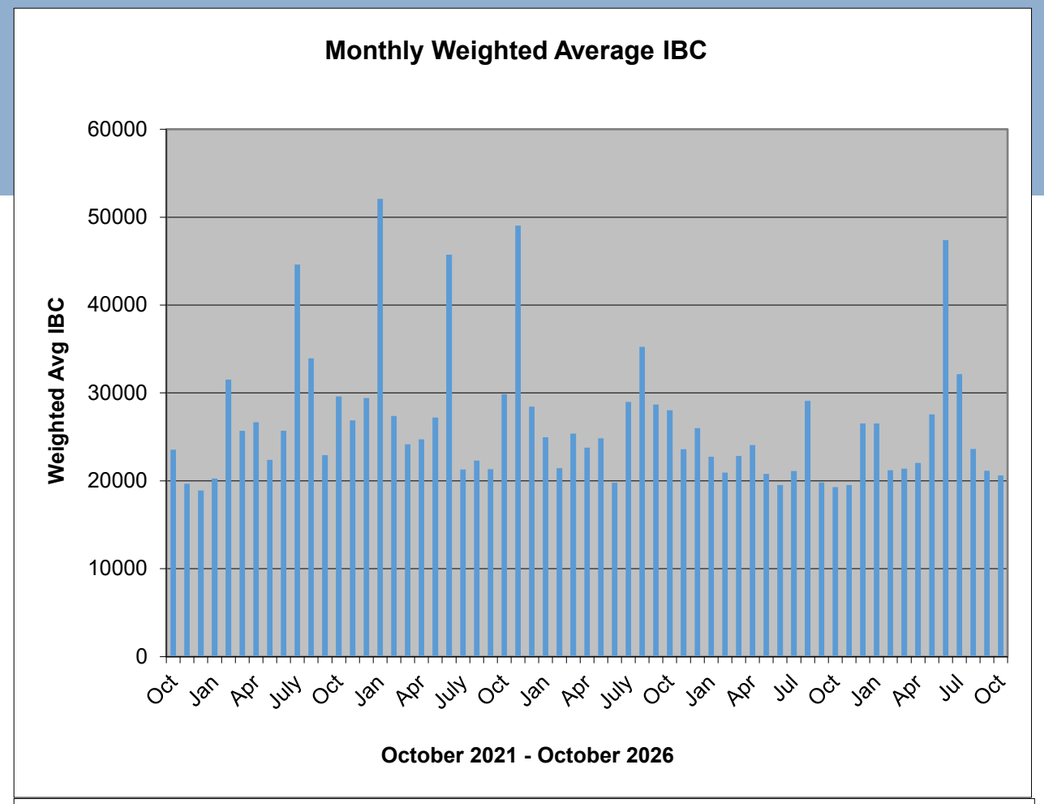

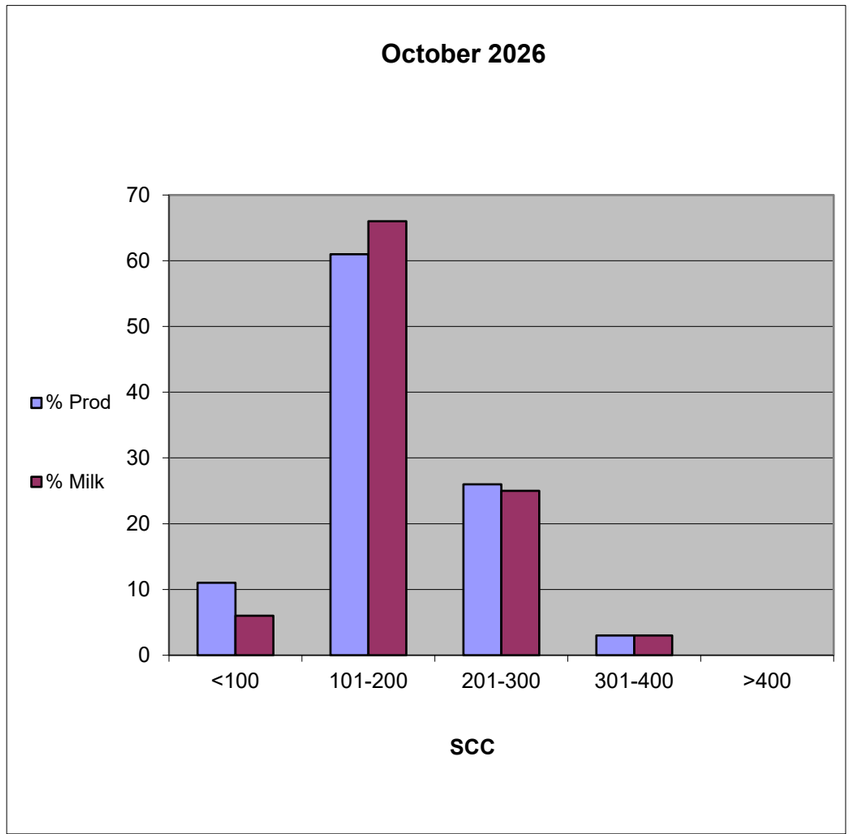

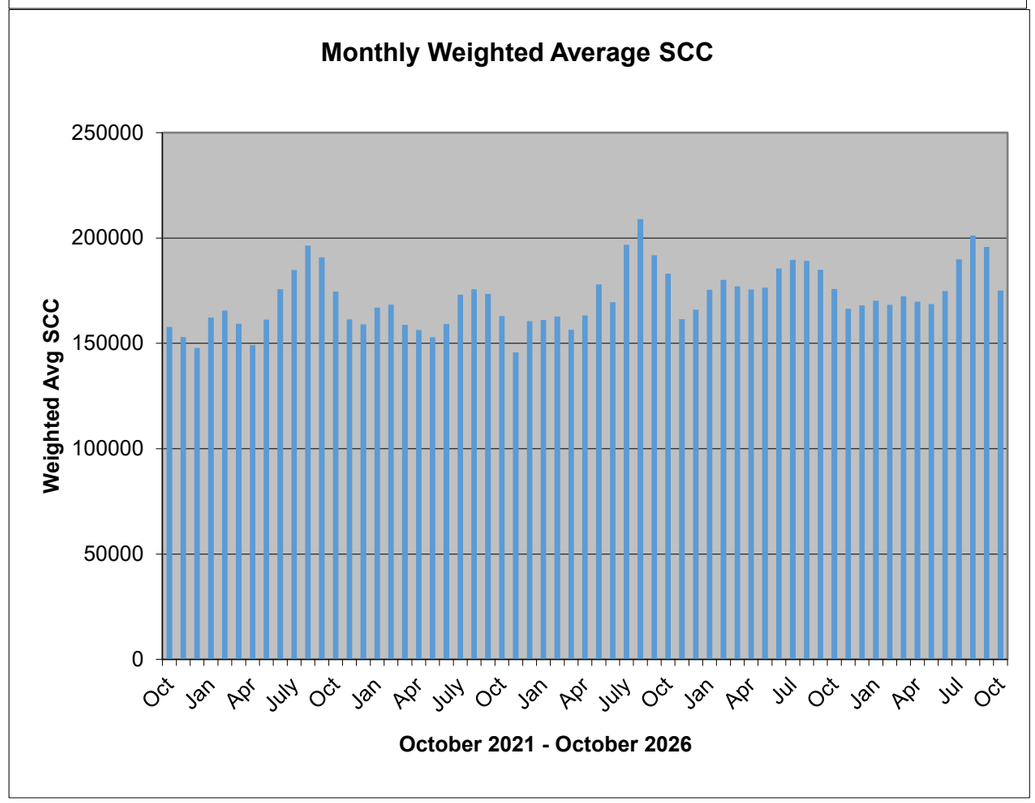

Quality Bonus

To get the quality bonus producers must have:
Monthly Average:
IBC - <= 30,000/ ml
SCC- <= 250,000/ml
FPt- lower than -0.525°Hortvet
No positive inhibitors

CARONCREST FARMS LTD *********	HUTTERIAN BRETHREN OF SOVEREIGN INC. ******	HUTTERIAN BRETHREN CHURCH OF SOUTH-LAND INC. **********
ENNS FARMS LTD **********	MARFAY FARMS LIMITED **********	The Hutterian Brethren Church of Riverview Limited ********
HODGEVILLE COLONY *******	SCOTT COLONY **********	SIERRA HUTTERIAN BRETHREN **********
HILLSVALE COLONY ********	KIELSTRA HOLSTEINS INC. *********	KENBERT ACRES ******
LAKEVIEW COLONY **********	EARVIEW COLONY **********	ROSETOWN FARMING CO. LTD. **********
HUTTERIAN BRETHREN CYPRESS COLONY **********	DAUM DAIRIES **********	WESTERN DAIRY FARMS (2016) LTD. #2 *****
HUTTERIAN BRETHREN OF ESTUARY CORP. ******	DALKIM HOLSTEINS LTD. *******	RIVERSIDE DAIRY LTD. **********
GLIDDEN HUTTERIAN BRETHREN ***	LEYENHORST, ALBERT & HEATHER **********	ROSTHERN DAIRY FARMS LTD. ******
HUTTERIAN BRETHREN CHURCH PONTEIX ********	ROBELLA HOLSTEINS **********	JIMLEE FARMS LTD. **********
SAND LAKE HUTTERIAN BRETHREN **********	SPRINGBROOK FARMS LTD. **********	RIVER VALLEY HOLSTEINS LTD. ********
SIMMIE HUTTERIAN BRETHREN CHURCH **********	PLUM BLOSSOM FARM LTD.(SASK) *********	PRAIRIE WEST DAIRIES INC. *******
SMILEY HUTTERIAN BRETHREN **********	KNITTIG FARMS LTD. **********	HAVERLAND DAIRY LTD. *********
HUTTERIAN BRETHREN OF WEST BENCH *********	BENBIE HOLSTEINS LIMITED ********	HYLBROS DAIRY LTD. ***
EL-NELL FARMS LTD ***	DALVOORDE DAIRIES LTD. **********	STAR VALLEY FARM JOINT VENTURE *********
HUTTERIAN BRETHREN CHURCH OF QUILL LAKE INC. **********	BALGONIE HOLSTEINS LTD. **********	POSTMA DAIRY LTD. ****
DOWNIE LAKE CHURCH COLONY **********	W.C.C. DAIRIES CORP. **********	LOVHOLM HOLSTEINS **********
SCHAEFFER, RONALD J ****	BRAMVILLE JERSEYS **********	BRUINSDALE FARMS LTD. *****
HUTT BRET CHURCH OF SWIFT CURRENT INC ********	KESSEL FAMILY FARM **********	Sandy Ridge Dairy Ltd. ********
HUTTERIAN BRETHREN OF DINSMORE *********	HUTTERIAN BRETHREN OF MILDEN INC. *****	FEHR'S RIVERFRONT FARM LTD. *********
WILLOW PARK COLONY **********	CRAILA DAIRY LTD **********	SEPTEMBER SUN ACRES LTD. **********
BAILDON HUTT BRETHREN INC. *******	LOEWEN DARCY & ROSALIE ********	NIENHUIS FAMILY FARM INC. ******
VANGUARD HUTTERIAN BRETHREN *********	DE TIPPE DAIRY *******	VANZESSEN DAIRY INC. **********
HUTTERIAN BRETH CHURCH OF BEECHY **********	J & J BOOT DAIRY LTD. #2 *	HIGHDALE FARMS LTD. **********
HUTTERIAN BRETHREN GOLDEN VIEW INC ******	Grassy Hill Colony *********	SUNNYSIDE DAIRY **********
HUTTERIAN BRETHREN CHURCH OF LAJORD ********	DARIAN FARMS LTD. *********	TOM & WENDY MUFFORD **********
HUTTERIAN BRETH CHURCH SPRINGWATER *******	101115806 SASKATCHEWAN LTD. **********	102091087 SASKATCHEWAN LTD. ******
EATONIA HUTTERIAN BRETHREN INC **********	DIAMOND HOLSTEINS LTD. ******	HUTTERIAN BRETHREN CHURCH OF EAGLE CREEK INC. **********
WHEATLAND HUTT BRET OF CABRI INC *********	MCGEE COLONY *********	CORNELIUS & TRACY WIEBE ***
MAIN CENTRE DAIRY FARM **********	KENSTAL FARMS INC. ****	KEN & KAREN GIESBRECHT *******
BROYHILL HOLSTEINS ********	JAYLEE FARMS INCORPORATED **	LAKEVIEW HOLSTEINS LTD. **********
HUTTERIAN BRETHREN CHURCH OF SPRING LAKE INC. **********	Q VALLEY FARM LTD. **********	HYLJON HOLSTEINS LTD. *******
BUTTE COLONY ********	FOX VALLEY FARMING CO. LTD **********	R & F LIVESTOCK INC. *********
FOTH VENTURES LTD **********	JBK FARMS LTD. **********	CARTER WOODSIDE ****
EAGLEWOOD HOLDINGS LTD *********	ELL'S DAIRY FARM 2010 INC. ******	AURORA DAIRY INC. *********
	COUNTRY NOVA FARMS LTD **********	WESTWIKK FARMS LTD. **********

CLASSIFIED ADS

SaskMilk offers a free classifieds service as part of its newsletter. Anyone wishing to place an ad is welcome to contact the SaskMilk office at (306) 949-6999 or info@saskmilk.ca. All negotiations will be independent of SaskMilk. Please note that ads will be posted in two issues and will then be removed unless SaskMilk is notified otherwise.

SaskMilk Board & General Manager

Teresa Florizone
General Manager
(306) 721-9480
Cell: (306) 527-7458
teresa.florizone@saskmilk.ca

Gordon Ell
Chair
(306) 535-1922
Gord.Ell@saskmilk.ca

Merlis Wiebe
Vice Chair
(306) 229-0696
Merlis.Wiebe@saskmilk.ca

Derek Westeringh
Second Vice Chair
(306) 716-1959
Derek.Wersteringh@saskmilk.ca

Ryan Enns
(306) 220-7993
Ryan.Enns@saskmilk.ca

Melvin Foth
(306) 232-3462
Mel.Foth@saskmilk.ca

Leonard Kleinsasser
(306) 294-7812
Leonard.Kleinsasser@saskmilk.ca

Tymen Vanzessen
(306) 361-7551
Tymen.Vanzessen@saskmilk.ca

Saskmilk