

### Trade Update

#### In this Issue:

CQM/Bonus.....	2
Quota Exchange.....	4
Production.....	7
SCC.....	8
Best Practices.....	10
Classifieds.....	12
Directors .....	12

At the Dairy Farmers of Canada Annual General Meeting this week in Vancouver, trade updates were provided by DFC staff and federal government officials. These are the highlights of the current trade situation:

#### CETA:

- The legal ‘scrub’ process is still ongoing; following the scrub, full translation of the text will take place;
- All countries will then have to ratify the deal; some irritants remain to some countries;
- Realistically, implementation will likely be pushed to 2017.

#### TPP:

- The passage in the U.S. of the Trade Promotion Authority (‘Fast Track’) means that TPP negotiations are in an advanced stage;
- There is intense pressure to finalize a deal within the next couple of months, in order to avoid U.S. Presidential election activities next year (to give an idea of the timeline, from the time the deal is done it would take 4 months to ready the actual agreement text, and then the President has to provide 90 days of review time);
- Sensitive areas are always left until last, and EVERY country has sensitive areas that are yet to be negotiated/resolved;
- The government is very determined to participate in TPP to gain market access, to have influence in new trade rights and rules, and to maintain a strong North American trade zone (they believe if U.S. and Mexico were in TPP and we were not it would put Canada at a significant disadvantage);
- Government is being very clear that they will continue to promote and defend Supply Management, and have been instructed to come to a deal that represents all interests, is balanced, and benefits Canada as a whole;
- SM continues to be under heavy pressure, with TPP countries asking for significant access to Canadian markets;
- There is a planned negotiating session in Hawaii at the end of July, and it has been confirmed that Ministers will be attending as well July 29 – 31.

## **CQM Milk Quality Bonus**

**For the month of June, CQM registered producers received a \$0.50 per hectolitre milk quality bonus.**

**This means that a CQM registered farm shipping 100,000 litres/month would receive a CQM Milk Quality Bonus of \$500.00!**

## **CQM REGISTRATION**

**All producers in the provinces must be registered on the CQM program by the end of 2015.**

To apply for registration, producers should have three months of records.

### **What records do you need to do on a daily/regular basis?**

- **Record 12 Bulk tank temperature log**- you should be recording the temperature of the bulk tank at the end of each milking
- **Record 10 Livestock treatment record**- all livestock treatments that have a milk or meat withdrawal must be recorded.
- **Record 13 Milking equipment sanitation record**- on at least a monthly basis you should be checking the sanitation of your bulk tank and milking equipment and recording the findings. The temperature of the rinse water should be checked and recorded weekly or the temperature of the wash water should be recorded monthly.
- **Record 17 Deviations and corrective actions**- record the problem and what you did to correct it. This can be done on the record that the problem relates to or on Record 17 Deviation and Corrective Action record i.e. Bulk tank temperature problems can be recorded on Record 12 in the corrective action column or on Record 17

### **What do you need to do on an annual basis?**

- Cleaning and sanitizing chart- filled out by your equipment dealer
- Annual wash system evaluation- filled out by your equipment dealer
- Water record – tested annually for E. coli and Total coliforms and kept on file.

## What record do you need to do on an as needed basis?

- Broken needle record- you may never have a broken needle but you must be aware that should it ever occur you must have a record of the animal and the location of the needle and that record should go with the animal when it leaves the farm.

Producers are also required to have:

## Standard Operating Procedures:

- Pre-milking
- Milking
- Milking cattle with abnormal or treated milk
- Post milking cleaning
- Treating cattle
- Shipping cattle
- Feeding medicated feed

## Corrective Action Plans

- Corrective action plans outline the steps to take to correct a problem. Corrective Action plans should contain detailed instructions and contact numbers and the CQM program requires producers to write a Corrective Action plan for specific scenarios.

Records can be kept on computer and there are a number of software programs that have been adapted to include CQM record keeping requirements.

These Software Programs contain ALL of the CQM record keeping requirements:

1. VAMPP: [www.vampp.com](http://www.vampp.com)
2. Dairy Comp Scout/305 program with the Canadian Quality Milk module, released with the January 2007 annual update: [www.canwestdhi.com/dairycomp.htm](http://www.canwestdhi.com/dairycomp.htm)
3. SigaDairy Farm Software: [www.siga.net](http://www.siga.net)
4. Dairy Plan C21 version 5.240 with the new 5.240 Canadian language file: [www.westfalia.com](http://www.westfalia.com)
5. Lac-T: [www.lac-t.com](http://www.lac-t.com) (Note: Lac-T is replacing SigaDairy Farm Software and SD@HR).
6. CQM Logger, Version 62: [www.cqmllogger.ca](http://www.cqmllogger.ca)
7. VetCheck, Version 5.2 or greater: [www.vcidairy.com](http://www.vcidairy.com)
8. SmartDairy® HerdMetrix™, Version 4.0 or greater: [www.mysmartdairy.com](http://www.mysmartdairy.com)
9. BouMatic Robotics' HerdMetrix, Version number: 4.1 or greater: [www.uniform-agri.com](http://www.uniform-agri.com)
10. UNIFORM, Version number: 4.1 or greater: [www.uniform-agri.com](http://www.uniform-agri.com)
11. Insentac's SATURNUS 20.20, Version number 4.1 or greater: [www.insentec.eu](http://www.insentec.eu)
12. SAC's TIM (Total Integrated Milking), Version number: 4.1 or greater: [www.sac.eu](http://www.sac.eu)

Some Software Programs contain **SOME** of the CQM record keeping requirements:

1. DS@HR Inc meets requirements for Records 9, 10 and 11: [www.dsahr.ca](http://www.dsahr.ca)
2. T4C: Time for Cows, Version 3.2.9.28 or greater, meets requirements for Records 1 to 7, 9, 10 and 11: [www.lely.com](http://www.lely.com)

**Information on all of this is in the CQM workbook and reference manual. If you have questions, need some help getting ready for your validation, or want to apply for CQM registration please contact Deb Hauptstein [deb.hauptstein@saskmilk.ca](mailto:deb.hauptstein@saskmilk.ca) 306-721-9486**

# QUOTA EXCHANGE

The market-clearing price established for the July 2015 Quota Exchange was **\$29,000.00**

The next Quota Exchange will be held on **August 15, 2015**. All offers to sell and bids to purchase quota through the Quota Exchange must be received at the SaskMilk office by midnight, **August 6, 2015**. SaskMilk recommends that offers and bids be submitted well in advance of the deadline date to ensure adequate time for corrections, if necessary.

When making bids on the Quota Exchange, the price on offers to sell quota is the minimum price that the producer is prepared to accept for that quota. Only if the market-clearing price is equal to or greater than the producer's minimum price will that producer qualify for participation in the Exchange. Conversely, the price on offers to purchase quota is the maximum price that the producer is prepared to pay for that quota. Only if the market-clearing price is equal to or less than the producer's maximum price will that producer qualify for participation in the Exchange. The clearing price is set at the price where the smallest difference exists between the accumulated volume offered for sale and the accumulated volume bid to purchase. The results of the Quota Exchange are outlined in the following Table.

## JULY 2015 QUOTA EXCHANGE RESULTS SUMMARY

<b>Market Clearing Price per kilogram of butterfat</b>	<b>\$ 29,000.00</b>
<b>Daily Kilograms offered to Purchase</b>	<b>40.00</b>
<b>Kilograms offered to Sell</b>	<b>68.86</b>
<b>Kilograms sold</b>	<b>10.00</b>
<b>Number of Producers</b>	
- offered to purchase	<b>4</b>
- purchased quota	<b>1</b>
- offered to sell	<b>10</b>
- sold quota	<b>5</b>

## JULY 2015 QUOTA EXCHANGE CLEARING PRICE RESULTS

Price (\$/daily kg b.f.)	No. of Sellers	Cumulative Sellers	Daily Kgs b.f. offered for sale	Cumulative sales	Cumulative Sales less Cumulative purchases	Cumulative purchases	Daily Kgs b.f. offered to purchase	Cumulative bidders	No. of buyers
\$26,100.00	1	1	1.17	1.17	-38.83	40.00	0.00	4	0
\$28,000.00	2	3	2.32	3.49	-36.51	40.00	0.00	4	0
\$28,250.00	0	3	0.00	3.49	-36.51	40.00	10.00	4	1
\$28,500.00	0	3	0.00	3.49	-26.51	30.00	10.00	3	1
\$28,750.00	0	3	0.00	3.49	-16.51	20.00	10.00	2	1
<b>\$29,000.00</b>	<b>2</b>	<b>5</b>	<b>21.26</b>	<b>24.75</b>	<b>14.75</b>	<b>10.00</b>	<b>10.00</b>	<b>1</b>	<b>1</b>
\$29,400.00	1	6	3.11	27.86	27.86	0.00	0.00	0	0
\$30,000.00	1	7	6.00	33.86	33.86	0.00	0.00	0	0
\$30,500.00	1	8	5.00	38.86	38.86	0.00	0.00	0	0
\$31,500.00	1	9	20.00	58.86	58.86	0.00	0.00	0	0
\$32,000.00	1	10	10.00	68.86	68.86	0.00	0.00	0	0

**\* Please contact Bev Solie at 306-949-6999 for inquiries dealing with quota management sheets, the Quota Exchange, for transfer credits, or with any other quota transactions.**

## TRANSFER CREDIT SUMMARY REPORT

MONTH	# OF PRODUCERS TRANSFER IN	# OF PRODUCERS TRANSFER OUT	TOTAL KGS BUTTERFAT
June	10	8	7,204
July	15	12	13,322
August	15	12	11,915
September	19	18	23,202
October	10	10	10,988
November	12	10	13,140
December	19	12	20,889
January, 2015	23	19	19,605
February	20	15	20,251
March	18	15	14,470
April	25	14	26,975
May	25	17	19,225
June	14	8	11,115

## PRIVATE TRANSFERS PROCESSED

MONTH	DAILY KILOGRAMS
July	20.00
Aug	615.73
Sept	336.41
Oct	12.71
Nov	24.35
Dec	11.00
Jan-2015	0.00
Feb	959.00
Mar	17.00
Apr	72.79
May	8.00
June	50.00

## OVER QUOTA (OVER 5 DAYS) REPORT BY MONTH

MONTH	# OF PRODUCERS	KGS BUTTERFAT
June	15	1,791
July	11	1,266
August	3	354
September	2	102
October	3	32
November	5	403
December	6	767
January, 2015	7	2,739
February	9	3,272
March	13	2,999
April	8	578
May	6	1,172
June	8	658

## SUMMARY REPORT OF CREDITS June, 2015 – 163 PRODUCERS

DAYS	# OF PRODUCERS	POSITIVE CREDITS ACCUMULATED (KGS OF BUTTERFAT)
+ 5	9	3,871
0 to + 5	34	14,749
TOTAL	43	18,620
DAYS	# OF PRODUCERS	NEGATIVE CREDITS ACCUMULATED (KGS OF BUTTERFAT)
-15	12	-36,922
-10 to -15	25	-48,469
-5 to -10	30	-36,644
0 to -5	53	-25,262
TOTAL	120	-147,297

## LOST OPPORTUNITY REPORT

MONTH	# OF PRODUCERS	LOST OPPORTUNITY (KGS OF BUTTERFAT)
June	5	2,823
July	9	3,717
August	17	7,315
September	16	3,722
October	16	8,971
November	13	3,774
December	19	6,444
January, 2015	18	7,440
February	11	3,569
March	8	3,596
April	8	3,561
May	8	4,908
June	12	5,221

## WEIGHTED AVERAGE COMPONENT TESTS & PRICES June, 2015

Components	Average Test	Price per kilogram Class 1 to 5
Butterfat	3.9659	10.963284
Protein	3.2731	7.963147
Other Solids	5.6980	1.143589

Based on the average component tests for the province, the average price received was **\$76.0597** per hectolitre. **The average butterfat price received per kilogram was \$19.16**

## SASKATCHEWAN MILK POOL RESULTS June 2015

Milk Sale Revenue	\$ 13,513,790.84
Western Milk Pool	\$ 1,829,561.77
Plant of Last Resort Service	\$ (55,051.15)
<b>Total Pool Value</b>	<b>\$ 15,288,301.46</b>

In June, Saskatchewan had a monthly CDC allocation of **792,050 kilograms** of butterfat. In the month of June, Saskatchewan production was **5,765** of butterfat **over** and cumulatively **under** by **-67,014 kilograms** of butterfat. On a percentage basis, Saskatchewan is **-0.70%** within our CDC allocation flexibility limits based on the Continuous Quota model. The -1.50% lower flexibility limit is in effect.

	(1) Monthly Total Production  Kgs bf	(2) Total Monthly CDC Quota Allocation  Kgs bf	(3) Monthly Over or (Under) Production  Kgs bf  col. 1 – 2 = 3	(4) Lower Flexibility Limit (1.5%)  Kgs bf  col. 9 * -1.5%	(5) Upper Flexibility Limit 1.0%  Kgs bf  col. 9 *1.0%	(6) Cumulative Over or (Under) Production with limits  Kgs bf	(7) Cumulative Over or (Under) Production with limits in - %  col. 6 / 9	(8) Over Quota or (Lost Production Opportunity)  Kgs bf	(9) Rolling 12 Month Total Quota  Kgs bf
<b>Jun-14</b>	761,220	759,569	1,651	(137,511)	45,837	<b>(58,840)</b>	<b>-0.64%</b>	0	9,167,373
<b>Jul-14</b>	770,028	768,975	1,053	(138,077)	46,026	<b>(57,522)</b>	<b>-0.62%</b>	0	9,205,114
<b>Aug-14</b>	755,864	775,617	(19,753)	(138,628)	46,209	<b>(86,128)</b>	<b>-0.93%</b>	0	9,241,841
<b>Sept-14</b>	757,014	785,984	(28,970)	(139,355)	46,452	<b>(115,663)</b>	<b>-1.24%</b>	0	9,290,311
<b>Oct-14</b>	784,475	837,039	(52,564)	(139,977)	46,659	<b>(139,977)</b>	<b>-1.50%</b>	(29,529)	9,331,833
<b>Nov-14</b>	777,547	806,726	(29,179)	(140,477)	46,826	<b>(140,477)</b>	<b>-1.50%</b>	(28,634)	9,365,141
<b>Dec-14</b>	811,818	846,968	(35,150)	(140,987)	46,996	<b>(140,987)</b>	<b>-1.50%</b>	(34,624)	9,399,124
<b>Jan-15</b>	826,269	806,291	19,978	(141,417)	47,139	<b>(120,978)</b>	<b>-1.28%</b>	0	9,427,790
<b>Feb-15</b>	759,351	747,742	11,609	(142,029)	47,343	<b>(111,877)</b>	<b>-1.18%</b>	0	9,468,575
<b>Mar-15</b>	832,187	817,238	14,949	(142,679)	47,560	<b>(94,301)</b>	<b>-0.99%</b>	0	9,511,947
<b>Apr-15</b>	804,566	801,582	2,984	(143,119)	47,706	<b>(88,060)</b>	<b>-0.92%</b>	0	9,541,277
<b>May-15</b>	827,966	812,326	15,640	(143,545)	47,848	<b>(72,924)</b>	<b>-0.76%</b>	0	9,569,698
<b>Jun-15</b>	797,815	792,050	5,765	(144,034)	48,011	<b>(67,014)</b>	<b>-0.70%</b>	0	9,602,300

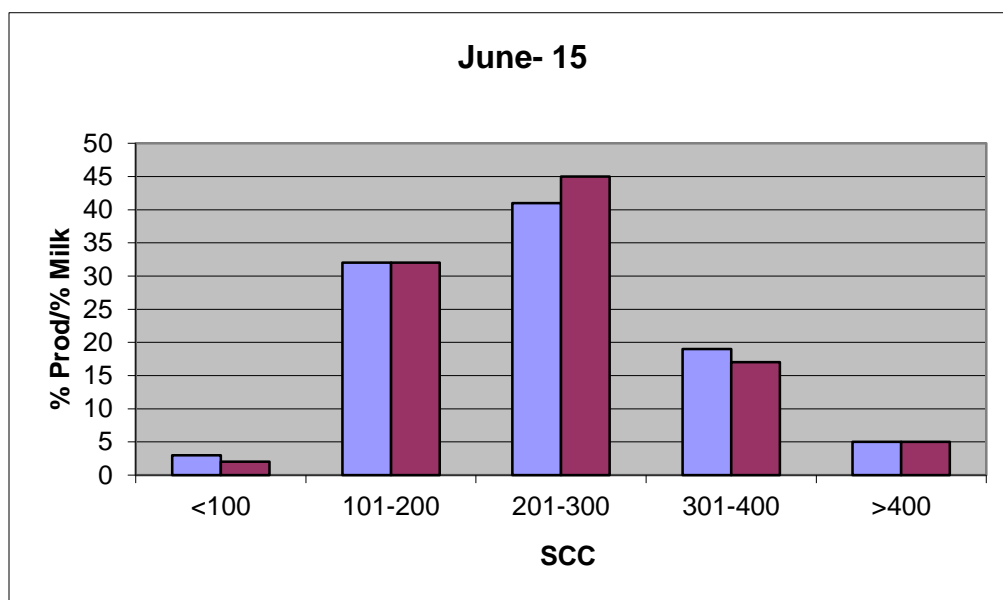
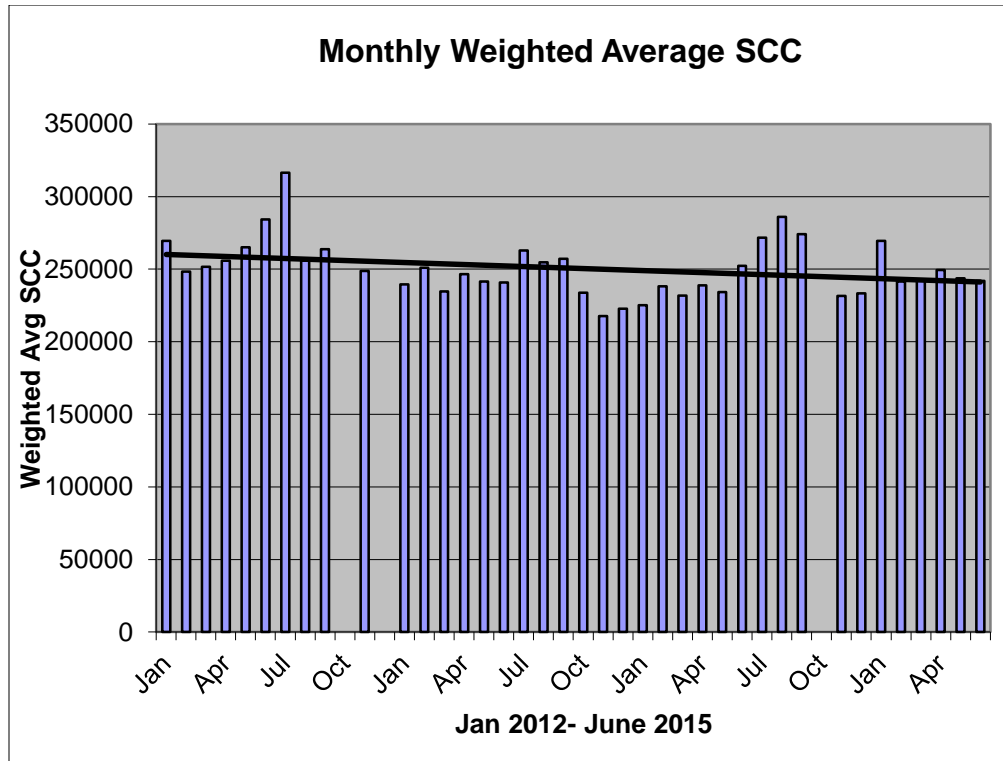
- (1) Monthly Production in Saskatchewan
- (2) Total Monthly Quota = Class 1 sales + Monthly MSQ + Carry Forward
- (3) Difference between the monthly production (1) and the total monthly quota (2)
- (4) The Lower Flexibility Limit is -1.5% of Rolling 12 Month Total Quota (9)
- (5) The Upper Flexibility Limit is 1.0% of Rolling 12 Month Total Quota (9)
- (6) Previous Month Cumulative Over or (Under) Production + Current Monthly Over or (Under) Production (capped at lower or upper limit if applicable)
- (7) Equal to Column (6) expressed as a percentage basis within the flexibility limits
- (8) Over Quota or (Lost production opportunity) outside of flexibility limits
- (9) Total Monthly CDC Quota Allocation for the previous 12 months

## SCC LIMIT NOW 400,000

Effective January 1, 2013, the SCC limit has changed to 400,000. Penalties and violations will be applied based on the new limit.

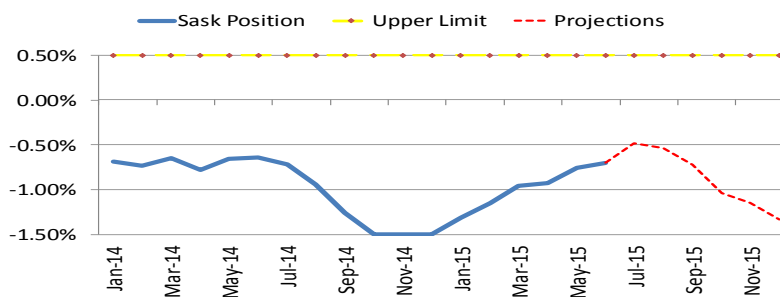
The following graphs provide producers with an overview of the Provincial Somatic Cell Count weighted average on a monthly basis as well as a breakdown of the % of producers in each SCC level for the month of June 2015.

If you have any questions or comments you can contact: Deb Haupstein at 306-721-9486.





## SK Milk Production



## INHIBITOR TEST STATIONS

SaskMilk has established a number of inhibitor test stations around the province. Producers needing to check their bulk tanks for inhibitors can take a sample to the test station closest to their location.

Charm test strips are available to test for:

**Beta-Lactams-** the Charm 3 SL3 Beta Lactam test strip tests for amoxicillin, ampicillin, ceftiofur, cephalixin, cloxacillin, and penicillin G

**Tetracyclines-** the Charm Tetracycline test strip tests for chlortetracycline, oxytetracycline and tetracycline.

**Sulfas-** the Charm Sulfa test strip tests for sulfacetamide, sulfachlorpyridazine, sulfadiazine, sulfadimethoxine, sulfadoxine, sulfamethoxypyridazine, sulfamerazine, sulfamethazine, sulfamethoxazole, sulfamethoxazole, sulfamethoxypyridazine, sulfapyridine, sulfaquinoxaline, sulfathiazole, and sulfisoxazole.

Test stations are located at the following locations:

1. Swift Current, SK - Agrifoods truck bay - 675 Cheadle Street West  
Office 306-773-1097 or Rodger Ruf 306-741-3261
2. Harris, SK - Cairns Farm – Wes Cairns 306-656-4807
3. Star City, SK - Star City Colony - Reuben Tschetter 306-921-9381
4. Grenfell, SK - Jim Ross 306-697-2232
5. Yorkton, SK - Ford Dairy Farms Inc. - Bud and Margaret Ford 306-782-7240
6. Saskatoon, SK – Agrifoods Truck Bay - east of the Saputo plant receiving bay  
lead hand - Jim or Clint 306-664-0202 after hours: 306-668-8135

Charm tests strips and Charm testers are now available for purchase through SaskMilk. Agrifoods is now carrying SNAP test kits for tetracyclines as well as beta lactams.

For further information you can contact: Deb Haupstein 306-721-9486

# Code of Practice

## 2.3 Water

Water availability and quality are extremely important for animal health and productivity (30). If the water supply is interrupted for more than 12 hours, an alternate watering method should be used. One lactating cow will drink between 80-120 liters per day.

Water quality (e.g., palatability) affects water consumption. Cows will limit their water intake to the point of dehydration if the quality of drinking water is compromised (e.g., polluted by algae, manure or urine) (32).

### ***REQUIREMENTS***

*Cattle must have access to palatable and clean water in quantities to meet their needs.*

### ***RECOMMENDED BEST PRACTICES***

- a. have an alternative watering system in the event of an interruption in water supply
- b. construct and locate watering systems so that they are protected from fouling and freezing
- c. keep water troughs, bowls, and nipples clean and check them at least once daily to ensure they are dispensing water properly
- d. situate watering points at walkthrough areas (cross-over alleys)
- e. provide water with a depth of at least 4in (10cm) in water troughs and mount troughs at a height comfortable for the cow to drink (24-30in, 60-75 cm)
- f. test water quality annually and occasionally test for stray voltage.

### ***Save the Date!***

**2015 Ag Excellence Conference ('Ag Ex')**  
**Regina, November 25 – 27**

Focused on business management in farming, Ag Ex's topics range from HR to succession planning to Big Data. The regular host of plenaries and workshops is mixed with some roundtable discussion, an industry showcase and plenty of networking.

### ***Save the Date!***

**Dairy Conference and AGM**  
**Saskatoon Inn, November 30<sup>th</sup> and December 1st**

The annual **Saskatchewan Dairy Heifer Show**  
will take place at the Rosthern Fair Grounds on  
**Thursday July 23<sup>rd</sup>, 2015**  
beginning at 9am

We look forward to another great day showcasing our youth and some great cows. Last year there were nearly 40 Saskatchewan youth involved and 70 animals shown. We appreciate all the support we've received from our dairy community and industry partners.

We hope you'll come out to join us on the 23<sup>rd</sup>!

If you would like to register for the heifer show itself, please contact Mitch Schultz at  
[mitchellschultz14@hotmail.com](mailto:mitchellschultz14@hotmail.com)



**If You Can't Ship It - Test It!**

**BSE surveillance is still important and every animal tested makes a difference.**

**Support your cattle industry by having your 4-D (dead, diseased, dying or downer) cattle tested for BSE.**

**For more information, call the Canadian Food Inspection Agency at 1-877-727-5273.**

**Reminder!**

**The deadline date for Quota Transfer and the Quota Exchange is the 6<sup>th</sup> of each month**

Your Quota Transfer Application must be received on or before the 6<sup>th</sup> of the month in order to be effective the 1<sup>st</sup> of the following month

Quota Exchange forms must be received in the SaskMilk office on or before the 6<sup>th</sup> of the month for that month's Exchange

If you have any questions please contact Bev Solie at #306-721-9488

## QUOTA LISTING or CLASSIFIED AD SERVICE

SaskMilk offers a free quota listing service as part of its Newsletter. Anyone wishing to sell or purchase quota and/or cows or miscellaneous dairy equipment is welcome to contact the SaskMilk office at (306) 949-6999. All prices and negotiations will be independent of SaskMilk. **Please note that ads will be posted in two issues and will then be removed unless SaskMilk is notified otherwise.**

### Classifieds

Selling bred Heifers to calve July, Aug, Sept. **Call Sheldon Peifer 306-862-7140**

For Sale: Quota and Cows, or just Quota or Cows – **Call #306-697-3192**

## SASKMILK BOARD OF DIRECTORS

Melvin Foth – Chair  
(306) 225-4678  
[fvl@sasktel.net](mailto:fvl@sasktel.net)

Brad Kornelius – Vice Chair  
(306) 260-4904  
[bradkornelius@gmail.com](mailto:bradkornelius@gmail.com)

David Entz  
(306) 741-0632  
[davidentz3662@gmail.com](mailto:davidentz3662@gmail.com)

Jack Ford  
(306) 328-4700  
[jackford@sasktel.net](mailto:jackford@sasktel.net)

Isaac Klassen  
(306) 249-4435  
[isaac00@sasktel.net](mailto:isaac00@sasktel.net)

Brian Lindenbach  
(306) 771-2721  
[broyhill192@gmail.com](mailto:broyhill192@gmail.com)

Ryan Enns  
(306) 220-7993  
[corandryan@gmail.com](mailto:corandryan@gmail.com)

Tom Mackenzie  
(306) 352-2292  
[tommymilk@icloud.com](mailto:tommymilk@icloud.com)

Denise Coghil  
(306) 699-7764  
[denmars@sasktel.net](mailto:denmars@sasktel.net)

For further information, please contact the SaskMilk office.  
444 McLeod Street  
Regina, Saskatchewan S4N 4Y1  
Telephone: (306) 949-6999  
Fax: (306) 949-2605  
Website: [www.saskmilk.ca](http://www.saskmilk.ca)  
Email: [info@saskmilk.ca](mailto:info@saskmilk.ca)